






-  2D non contact measurements
-  'C' Type Construction
-  Table top model
-  Cross table design
-  Programming and SPC facility

Specifications	EL25	EL250	EL500	VMS 2100
Basic Measurements like Point, Line, Circle, Arc	✓	✓	✓	✓
Basic Constructions		✓	✓	✓
Advanced Constructions				✓
Basic Dimensions			✓	✓
Advanced Dimensions				✓
SPC			✓	✓
GD&T			✓	✓
Report				
Word				✓
Excel			With PC interface	✓
PDF				✓
Text				✓
DXF Import				✓
DXF Export				✓
Measurement on Cross hair	✓	✓	✓	✓
Measurement on Fibre edge finder			✓	
Automatic edge detection algorithm over image			✓	✓
Requirement of PC	For result backup only	For result backup only	For reports only	✓

\* Accuracy stated are with vision system at standard operating conditions Temperature : 20 Deg ± 2 Deg

\*\* Accuracy stated are with probing system at standard operating conditions Temperature : 20 Deg ± 2 Deg

Machine Specification	iMicro 1510	iMicro 2010
Measuring Range - X Axis	150 mm	200 mm
Measuring Range - Y Axis	100 mm	100 mm
Travel Range - Z Axis	100 mm	
Machine Base	Aluminium	
Video System	For DRO System - 1/2.8" 2 MP HDMI Camera For Vision Software System - 1/3" 1.3 MP USB Camera	
Imaging Optics	Zoom Lens 0.7 x to 4.5 x Optical Magnification	
Lighting System	Multiple LED's white ring light; Green Backlight	
Scale Resolution	1 µm as standard / 0.5 & 0.1 µm as Optional	
Accuracy ( Ex, Ey)	± 5 L/100 µm ( L = Length in mm)	
Maximum Work Piece Weight	15 Kgs	
Measuring Tool	In DRO System - EI25 / EI250 / EL 500 In Vision Software System - VMS 2020 Software	